



CutList Plus[®]
WOODWORKING SOFTWARE

2009

Cutting Lists generated in *QuikQuote* and most other applications can now be optimized directly in *CutList Plus*

Powerful sheet layout optimisation and metric calculations for all your manufacturing projects

CutList Plus software lets you quickly generate cutting diagrams that make the most efficient use of your board & timber products. Calculate exactly how much material to buy for your project, and what it will cost. Spend more time in your workshop and less time drawing layouts.

The screenshot shows the CutList Plus software interface. At the top, there is a menu bar with options: File, Edit, Parts, Materials, Settings, View, Tools, Help. Below the menu is a toolbar with various icons. The main window is divided into several sections:

- Parts List:** A table with columns: Part, Component, Description, Copies Placed, Final Cut Length, Final Cut Width, Thick, Banding, and <Info>. The table contains 5 rows of data for different parts.
- Cutting Diagram:** A large area showing a grid of parts laid out on a sheet. Each part is labeled with its component name and dimensions. For example, "[R] MPed-1: 1F-1B-0L-0R 595.0mm x 551.0mm : END".
- Material Information:** A section at the bottom of the diagram area showing "IRONSTONE : 18.0mm x 3620.0mm x 1820.0mm". It also includes fields for Grain, Vendor (LAMINEX INDUSTRIES), and Bin.
- Diagram Settings:** A row of settings including "Diagram 2 of 4", "Qty this diag.: 1", "Stock Trim: 5.0mm::5.0mm", "Kerf: 3.2mm", "Part Padding: 0.0mm", and "Waste: 5.0%".
- Bottom Toolbar:** A row of icons for various functions: Stretch, Part #s, Sub Assy, Desc, Banding, Final Cut, Rough Cut, <Info>, Show Grain, Hide Dupes, Style, and Settings.

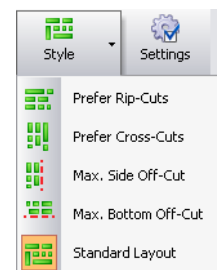
- Now, it's easy to make changes and instantly re-calculate your cutting diagrams and project costs.
- Generate optimised layouts of sheet goods and dimensioned timber cutting diagrams.
- Create materials requirement lists and project cost estimates based on your cutting list.
- Print labels to keep your parts organized as you work.
- Notate edges and calculate edge-banding automatically.

The screenshot shows the CutList Plus software interface with a detailed parts list and a banding editor.

Parts List: A table with columns: Part #/, Component, Comp Qty, Description, Copies, Total, Length, Width, Thick, Material Name, Banding, and <Info>. The table contains 6 rows of data for different parts.

Banding Editor: A dialog box titled "Banding" with a "Part Details Editor" sidebar. It shows a diagram of a part with dimensions 1222 x 1222. The editor allows users to select the banding material (IRONSTONE 22 x 2 <H:22.0, T:2.0, TD:2.0>) and specify the banding type (Back, Left, Right, Front). The "Back" and "Front" options are checked.

- Adjust your expected yield at any time to instantly see your new project cost estimate.
- New reports calculating number of cuts, length of cuts and edge-banding usage.
- Change the primary material of your project and immediately see the results.
- Automatically determine the nominal thickness of rough stock required for each part.
- Combine multiple projects into one large project.
- Import parts lists from **QuikQuote**, Microsoft Excel®, CAD software and other applications.
- Export layout diagrams and "take-off" lists.
- Group parts into sub-assemblies for large projects.
- Print copies of your cutting list, pick list and layout diagrams for your workshop and supplier.
- DXF export of layout diagrams in Platinum version only.





You can put **CutList Plus** to work today in your own workshop and see how it will streamline the planning stages of your manufacturing projects.

Contact **Simple Software Solutions** now, or go to our website for a **free trial download**. With the free trial "Reader", you'll be able to open **CutList Plus** files created by others, and enter a few parts of your own to test out the software's features, including sheet layout and calculating square metres.

If you like what you see, contact us: sales@softwaresolutions.net.au and we can get you up and running with a registered version in no time.

The comprehensive and powerful capabilities of the program are designed to put you in total control of your project:

- Full support for rough timber, dimensioned timber and sheet goods of all sizes.
- "Dashboard" controls let you adjust optimisation settings. 
- Built-in support for many pricing systems, including square metres, cubic metres, lineal metres, board-feet, square feet, cubic feet, lineal feet and more.
- Calculate your costs based on either full or partial sheets.
- Automatically picks the best size sheets/boards, based on your preferences.
- Choose your Preferences for full customisation of your program. 
- Being widely used in a range of industries including furniture, joinery, sheet-metal and plastics.

CutList Plus can be purchased as a stand alone program or can be utilised in conjunction with **QuikQuote** to value add to your production software. Programs for **Scheduling** and **Purchasing**, which also integrate with **QuikQuote** are also available.

For a free online demonstration of our software products or more information, please contact us on the following:

Simple Software Solutions

Contact: **Brendan Hanna 0411 403 629**

Email: **brendan@softwaresolutions.net.au**

Website: **www.softwaresolutions.net.au**

Features summary with Gold Version

- Unlimited Parts allowed per project
- Quantity allowed per part 5000
- Intelligent Reoptimisation™
- Optimise either cost or waste
- Option to use "offcuts" first
- Inventory Tracking
- Copy / Paste to Excel, etc
- Copy / Paste from QuikQuote, Excel, etc
- File Import and Export
- Use advance inporting tools
- Calculate edge-banding quantity
- Specify multiple copies of a project
- Combine multiple projects into one
- Maintain library of your own items
- Prints labels, cutting list and diagrams, etc